

YOUR AGILE QUALITY METRICS TOOL

 www.khojiforagile.com



COMMON DELIVERY CHALLENGES



UNCERTAINTY SURROUNDING **RELEASE DATES**

- Difficulties in providing precise release dates.
- The challenge of delivering on time as demanded by your business.



PROGRESS TRACKING & **MILESTONE CHECKPOINTS**

- Keeping an eye on progress and staying aligned with the plan.
- Ensuring transparency in project progress.



ESTIMATION & **VELOCITY INCONSISTENCIES**

- Challenges in accurately estimating project velocity.
- Inconsistencies in estimations impacting project timelines.



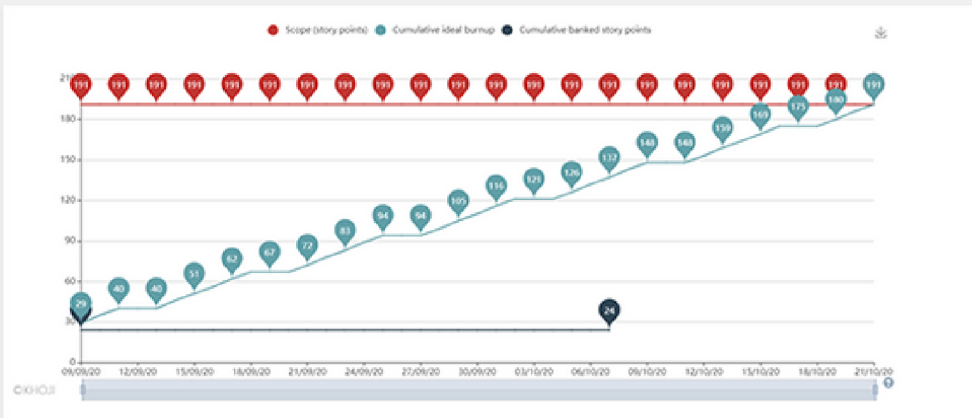
RESOURCE BORROWING & **ALLOCATION**

- The dilemma of sharing and redistributing resources.
- Efficiently managing resource allocation and prioritization.



TEAM PERFORMANCE **EVALUATION**

- Identifying teams that may be falling short.
- Comparing and assessing team performances.

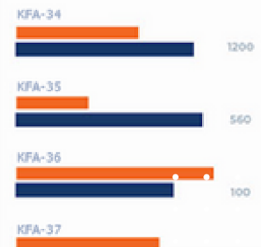


TRACK PROGRESS

< MONTH >

S	M	T	W	T	F	S
	1	2	3	4	5	6
7	8	9	10	11	12	13
14	15	16	17	18	19	20
21	22	23	24	25	26	27
28	29	30				

ESTIMATED VS ACTUAL



• COMPLETED
1,390

• TOTAL STORIES
2,450

PRODUCTIVITY
78%

ACTION ITEMS

ITEM 1 509
ITEM 2 1200

WORK LOGS

ABOUT KHOJI

Khoji is your go-to Agile Quality Metrics tool, designed to help you measure and improve the quality of your software development processes. It offers valuable insights and tracking capabilities to ensure that your projects run smoothly and efficiently.



AGILE QUALITY METRICS

Achieve a higher level of software quality with Khoji's powerful metrics and analysis.



COST OPTIMIZATION

Khoji spots real-time cost-saving opportunities, aiding cost-effective development.



ACTIONABLE INSIGHTS

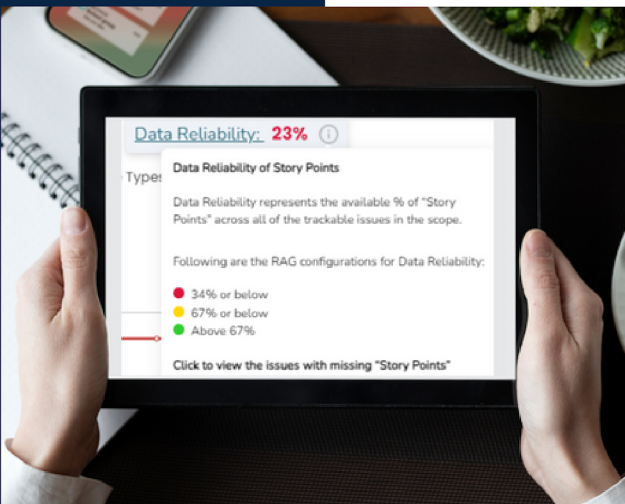
Stay ahead in fast-paced tech world with Khoji's timely insights, enabling data-driven decisions.

UNLOCK THE BENEFITS OF KHOJI



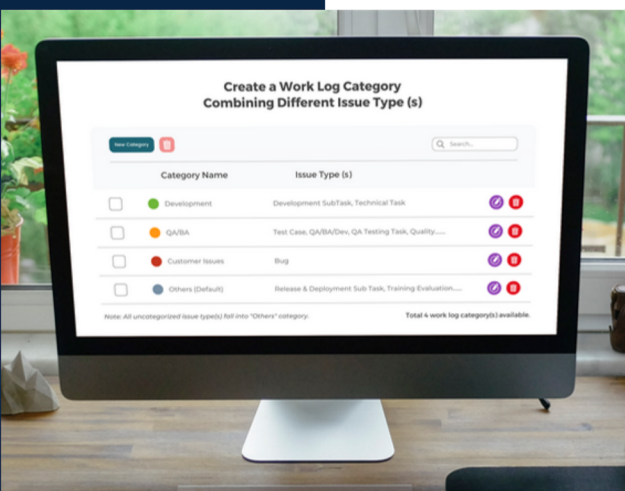
DATA-DRIVEN DECISION-MAKING & PROJECT TRACKING

- Empower your team with data-driven insights for informed decisions.
- Safeguard against biased data, inaccuracies, and missing information.
- Promote governance and stewardship.



DATA RELIABILITY

- Enhanced data reliability for informed decision-making.
- Ensure accuracy and consistency, leading to dependable velocity calculations.



PRODUCTIVE VS. NON-PRODUCTIVE WORK

- Analyze teamwork logs, categorize issue types, and identify defects.
- Differentiate productive and non-productive work for efficient resource utilization.
- Make team performance comparisons and track project health with alerts.



TEAM PERFORMANCE COMPARISON

- Detailed analysis of team performance.
- Identify strengths and areas for improvement.
- Enhance collaboration for optimal results.



HEALTH CHECK VIA ALERTS

- Real-time health alerts for proactive issue resolution.
- Maintain project health and efficiency.
- Streamline processes for sustained success.



HOW DOES KHOJI WORK?

Khoji is designed to seamlessly integrate into your workflow:



CONNECTS WITH JIRA IN LIVE AND EXTRACT MODES

Khoji can interact with JIRA in real-time (live mode) or by extracting and analyzing data from JIRA (extract mode).



PROVIDES A COMPREHENSIVE PORTFOLIO-LEVEL VIEW

Khoji offers a holistic perspective on your project portfolio, helping you see the big picture of your organization's initiatives.



BUILDS UP RELEASE VIEWS AND TEAM-LEVEL METRICS

Khoji generates detailed views of project releases and provides metrics specific to individual teams, aiding in performance evaluation.



CUSTOMIZABLE THRESHOLDS SET AT THE ORGANIZATION LEVEL

You can tailor Khoji to your organization's needs by setting custom performance thresholds to measure and track key criteria.



INSTANT ALERTS WHEN PROCESSES ARE BREACHED

Khoji promptly notifies you when predefined thresholds or processes are violated, ensuring timely intervention and issue resolution.





Your Agile Quality Metrics Tool

GET IN TOUCH

 Coventry, West Midlands, United Kingdom CV3 6HZ

 info@khojiforagile.com

 +44-24-7601 0264